

# Ergebnisse GCER2025

## Seeding

GCER Tournament : Seeding

T <sub>r</sub> Team Name	T <sub>r</sub> Team Num	# Seed 1	# Seed 2	# Seed 3	# Seed Average	# Seed Rank	# Seed Raw
Los Altos Community Team	399	1905	948	1701	1803	1	0.9866141732
Radiant Robotics	813	764	1673	1750	1711.5	2	0.9593001768
HTL St. Pölten AXHT 3085/3	635	709	1526	1893	1709.5	3	0.9437315871
Radiant Robotics	927	867	6	1213	1040	4	0.8405645723
Los Altos Community Team	328	645	683	1354	1018.5	5	0.8224369275
Hugo Robotic Club	663	852	1116	200	984	6	0.802603246
Norman Advanced Robotics	113	1170	77	588	879	7	0.773517596
Dead Robot Society	6	506	307	1028	767	8	0.7435133108
HTL St. Pölten SKP Skilled Penguins	604	8	8	1418	713	9	0.7211205742
Los Altos Community Team	329	335	0	891	613	10	0.6926910922
Westchester Academy for Internati	839	282	432	288	360	11	0.64418287
Great Mills High School	250	266	275	24	270.5	12	0.6171313407
Pui Ching Middle School Macau	665	8	491	0	249.5	13	0.5990693128
The Rhoades School	340	132	351	6	241.5	14	0.5827133215
Diamondback STEM	804	377	18	38	207.5	15	0.5629452568
Westchester Academy for Internati	151	57	260	62	161	16	0.5415367722
Explorer Post 1010	160	136	120	179	157.5	17	0.5257713322
Great Mills High School	247	100	139	68	119.5	18	0.5054783331
MOSAICS Marvels	834	9	48	167	107.5	19	0.4885974075
Jefferson Botball	142	105	31	87	96	20	0.4717820987
Malden Catholic High School	7	169	17	16	93	21	0.4560822754
Westchester Academy for Internati	840	72	74	35	73	22	0.4381514811
Galileo STEM Academy	752	7	106	22	64	23	0.4216642563
Buffalo Valley High School 1	866	64	19	52	58	24	0.4055707322
Jerome Middle School	735	53	32	59	56	25	0.3900021426
La Quinta High School	901	58	34	36	47	26	0.3735149178
Jerome High School	820	62	29	22	45.5	27	0.3580119449
TGM	617	0	72	0	36	28	0.3414591033
Dunbar Intermediate School	835	8	36	35	35.5	29	0.3260873641
Lexington Middle School	792	13	26	41	33.5	30	0.3105187744
Dunbar Intermediate School	588	21	38	24	31	31	0.294884568
Noble High School	468	9	19	36	27.5	32	0.279119128
Stratford Public Schools	828	30	21	11	25.5	33	0.2635505383
Linzer Technikum	625	23	5	17	20	34	0.2475226311
Diamondback STEM	803	18	13	18	18	35	0.2319540415
Diamondback STEM	806	8	6	28	18	35	0.2319540415
Sandia Preparatory School	945	9	20	15	17.5	37	0.2012761798
OKC Police Athletic League	929	14	0	19	16.5	38	0.1858388237
Southeast High School	197	9	21	11	16	39	0.1704670845
Lexington High School	757	14	12	16	15	40	0.1550297284
Millwood Arts Academy	59	9	14	13	13.5	41	0.1395267556
Irving Middle School	414	8	15	12	13.5	41	0.1395267556
Diamondback STEM	310	14	12	11	13	43	0.1088488939
Galileo STEM Academy	700	15	9	10	12.5	44	0.09347715464
Wombat	921	8	8	15	11.5	45	0.0780397986
Noble High School	711	10	11	10	10.5	46	0.06260244255
North County Robotics	593	11	9	8	10	47	0.0472307033
Noble High School	720	8	12	7	10	47	0.0472307033
Diamondback STEM	805	8	7	8	8	49	0.01635599122

# Double Seeding

Team Name	Team#	DS1	DS2	DS3	DS4	DS5	DS Average	DS Rank	DS RAW
Los Altos Community Team	399	1344	1400	1237	1957	1699	1527,4	1	0,906710671
Dead Robot Society	6	1264	1006	1734	1344	1264	1322,4	2	0,860887721
Radiant Robotics	813	986	1583	2121	820	368	1175,6	3	0,824211401
HTL St. Pölten - AXHT 3085/3	635	1703	336	329	979	1744	1018,2	4	0,785869199
Los Altos Community Team	329	847	929	852	847	1032	901,4	5	0,753907636
Norman Advanced Robotics	113	628	248	724	1419	1125	828,8	6	0,728892481
Radiant Robotics	927	43	69	920	1560	1185	755,4	7	0,7037516
Los Altos Community Team	328	623	342	374	1084	398	564,2	8	0,660097438
HTL St. Pölten - SKP Skilled Penguins	604	769	598	942	310	4	524,6	9	0,640268517
Hugo Robotic Club	663	648	13	321	236	971	437,8	10	0,61302171
Malden Catholic High School	7	8	4	11	360	472	171	11	0,557486361
Westchester Academy for International Studies	839	298	202	47	281	19	169,4	12	0,543629465
Westchester Academy for International Studies	151	148	148	108	213	82	139,8	13	0,525372129
Explorer Post 1010	160	53	99	299	93	144	137,6	14	0,511420938
Jefferson Botball	142	62	8	196	201	185	130,4	15	0,496683954
Galileo STEM Academy	700	6	12	373	69	159	123,8	16	0,482041265
Great Mills High School	250	349	65	140	42	18	122,8	17	0,468278665
Diamondback STEM	806	22	13	323	42	6	81,2	18	0,448135426
La Quinta High School	901	64	31	107	106	66	74,8	19	0,433524169
TGM	617	26	34	99	31	140	66	20	0,418535731
Westchester Academy for International Studies	840	33	70	40	36	41	44	21	0,4014728
Jerome Middle School	735	18	31	49	49	53	40	22	0,387238724
Diamondback STEM	804	50	28	22	69	23	38,4	23	0,373381828
Great Mills High School	247	40	37	32	38	33	36	24	0,359399205
Stratford Public Schools	828	34	33	37	35	34	34,6	25	0,345573741
Sandia Preparatory School	945	12	20	0	121	9	32,4	26	0,33162255
Jerome High School	820	20	37	44	30	22	30,6	27	0,317734222
Buffalo Valley High School 1	866	29	26	13	35	49	30,4	28	0,304097349
MOSAICS Marvels	834	20	5	44	22	33	24,8	29	0,289611818
Dunbar Intermediate School	588	53	11	7	34	16	24,2	30	0,275912081
Noble High School	468	10	82	4	12	12	24	31	0,262275207
Wombat	921	14	14	30	23	27	21,6	32	0,248292584
Galileo STEM Academy	752	22	20	28	20	10	20	33	0,234435689
Noble High School	720	33	42	4	3	15	19,4	34	0,220735951
Irving Middle School	414	10	12	34	6	31	18,6	35	0,207004782
Dunbar Intermediate School	835	27	28	5	9	9	15,6	36	0,192927864
Lexington High School	792	0	24	18	4	13	11,8	37	0,17872522
Pui Ching Middle School Macau	665	3	4	22	19	10	11,6	38	0,165088346
Lexington Middle School	757	11	10	11	14	12	11,6	38	0,165088346
Diamondback STEM	803	16	17	10	4	8	11	40	0,137783166
Southeast High School	197	5	4	4	6	32	10,2	41	0,124051997
Linzer Technikum	625	3	13	9	13	10	9,6	42	0,11035226
Diamondback STEM	310	8	9	10	10	7	8,8	43	0,096621091
OKC Police Athletic League	929	7	6	12	6	11	8,4	44	0,082952785
The Rhoades School	340	3	22	4	7	4	8	45	0,069284479
Noble High School	711	6	4	19	4	6	7,8	46	0,055647606
North County Robotics	593	4	4	18	5	6	7,4	47	0,0419793
Diamondback STEM	805	9	9	4	4	4	6	48	0,028153836
Millwood Arts Academy	59	6	7	5	5	4	5,4	49	0,014454098

# **Gruppeneinteilung**

## **First Course**

10 Teams

## **Second Course**

14 Teams

## **Third Course**

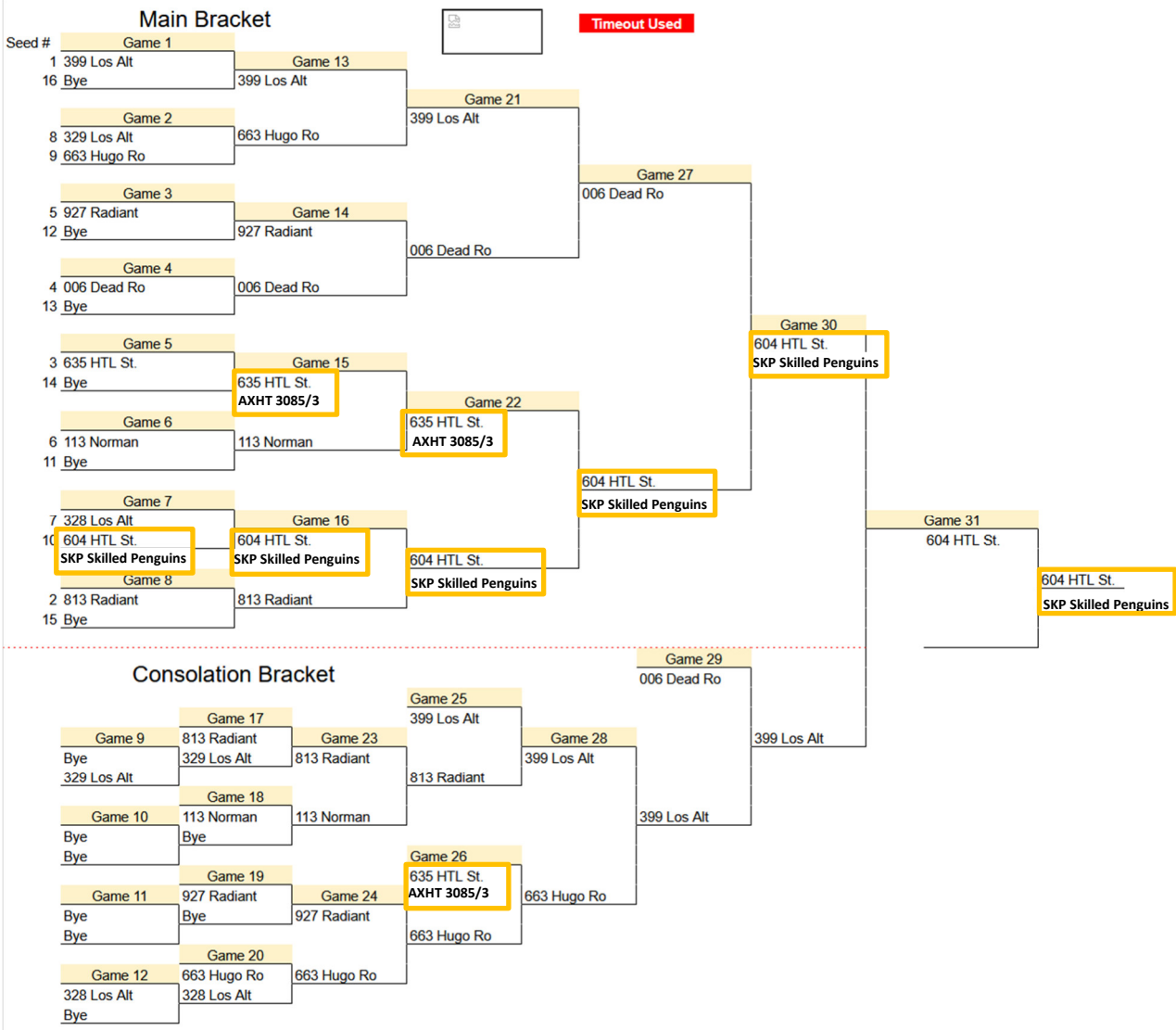
12 Teams

## **Forth Course**


13 Teams

# Double Elimination


## First Course




Second Course



Third Course



Fourth Course





# Overall

## First Course

GCER Tournament : Raw Scores First Course

Team Name	T <sub>r</sub> Team Number	# All Seeding'	# DE	# Documentation	# Total
Los Altos Community Team	399	1.893324844	0.9	0.98	3.773324844
Dead Robot Society	6	1.604401032	0.8	1	3.404401032
HTL St. Pölten <b>SKP Skilled Penguins</b>	604	1.361389091	1	1	3.361389091
Radiant Robotics	813	1.783511577	0.6	0.94	3.323511577
HTL St. Pölten <b>AXHT 3085/3</b>	635	1.729600786	0.6	0.98	3.309600786
Hugo Robotic Club	663	1.415624956	0.7	0.92	3.035624956
Radiant Robotics	927	1.544316172	0.4	1	2.944316172
Norman Advanced Robotics	113	1.502410077	0.4	0.98	2.882410077
Los Altos Community Team	328	1.482534366	0.2	0.98	2.662534366
Los Altos Community Team	329	1.446598728	0.2	0.98	2.626598728

## Second Course

GCER Tournament : Raw Scores Second Course

Team Name	T <sub>r</sub> Team Number	# Seeding	# DE	# Documentation	# Total
Westchester Academy for International	839	1.187812335	0.9285714286	1	3.116383764
Great Mills High School	250	1.085410005	0.8571428571	1	2.942552862
Jefferson Botball	142	0.9684660528	0.7857142857	1	2.754180338
Explorer Post 1010	160	1.03719227	0.7142857143	0.96	2.711477984
Pui Ching Middle School Macau	665	0.7641576583	1	0.84	2.604157658
Malden Catholic High School	7	1.013568636	0.5714285714	1	2.584997208
Great Mills High School	247	0.8648775383	0.7142857143	1	2.579163253
Westchester Academy for International	151	1.066908901	0.4285714286	1	2.49548033
Westchester Academy for International	840	0.8396242814	0.5714285714	0.94	2.351052853
Diamondback STEM	804	0.9363270848	0.4285714286	0.96	2.324898513
La Quinta High School	901	0.8070390865	0.4285714286	0.98	2.215610515
MOSAICS Marvels	834	0.7782092258	0.4285714286	1	2.206780654
TGM	617	0.7599948345	0.1428571429	0.96	1.862851977
Jerome Middle School	735	0.7772408665	0.1428571429	0.85	1.770098009

## Third Course

GCER Tournament : Raw Scores Third Course

Team Name	T <sub>r</sub> Team Number	# Seeding	# DE	# Documentation	# Total
The Rhoades School	340	0.651997801	1	0.92	2.571997801
Galileo STEM Academy	700	0.57551842	0.9166666667	1	2.492185087
Galileo STEM Academy	752	0.6560999447	0.75	1	2.406099945
Diamondback STEM	806	0.6800894672	0.6666666667	0.94	2.286756134
Buffalo Valley High School 1	866	0.7096680807	0.5	0.78	1.989668081
Jerome High School	820	0.6757461673	0.3333333333	0.98	1.989079501
Stratford Public Schools	828	0.6091242794	0.3333333333	0.99	1.932457613
Dunbar Intermediate School	588	0.570796649	0.8333333333	0.51	1.914129982
Dunbar Intermediate School	835	0.5190152283	0.6666666667	0.69	1.875681895
Noble High School	468	0.5413943351	0.3333333333	1	1.874727668
Sandia Preparatory School	945	0.5328987298	0.3333333333	0.92	1.786232063
Lexington Middle School	792	0.4892439939	0.5	0.79	1.779243994

## Forth Course

GCER Tournament : Raw Scores Fourth Course

Team Name	T <sub>r</sub> Team Number	# Seeding	# DE	# Documentation	# Total
Southeast High School	197	0.2945190815	1	0.9	2.194519082
Diamondback STEM	310	0.2054699846	0.9230769231	0.96	2.088546908
Millwood Arts Academy	59	0.1539808541	0.8461538462	0.76	1.7601347
Diamondback STEM	805	0.04450982701	0.7692307692	0.9	1.713740596
Noble High School	720	0.2679666545	0.5384615385	0.88	1.686428193
Wombat	921	0.326332383	0.3846153846	0.95	1.660947768
Noble High School	711	0.1182500481	0.5384615385	0.98	1.636711587
Irving Middle School	414	0.3465315377	0.3846153846	0.88	1.611146922
Diamondback STEM	803	0.3697372075	0.3846153846	0.7	1.454352592
OKC Police Athletic League	929	0.2687916088	0.6923076923	0.31	1.271099301
Lexington High School	757	0.320118074	0.07692307692	0.86	1.257041151
North County Robotics	593	0.08921000328	0.6923076923	0	0.7815176956
Linzer Technikum	625	0.3578748908	0.3846153846	0	0.7424902754



# Botball Awards

GCER Tournament : Botball Awards

Awards	Team Name	Team Number
1st Overall First Course	Los Altos Community Team	399
2nd Overall First Course	Dead Robot Society	6
3rd Overall First Course	HTL St. Pölten - <b>SKP Skilled Penguins</b>	604
4th Overall First Course	Radiant Robotics	813
1st Overall Second Course	Westchester Academy for International Studies	839
2nd Overall Second Course	Great Mills High School	250
3rd Overall Second Course	Jefferson Botball	142
4th Overall Second Course	Explorer Post 1010	160
1st Overall Third Course	The Rhoades School	340
2nd Overall Third Course	Galileo STEM Academy	700
3rd Overall Third Course	Galileo STEM Academy	752
4th Overall Third Course	Diamondback STEM	806
1st Overall Fourth Course	Southeast High School	197
2nd Overall Fourth Course	Diamondback STEM	310
3rd Overall Fourth Course	Millwood Arts Academy	59
4th Overall Fourth Course	Diamondback STEM	805
1st Seeding	Los Altos Community Team	399
2nd Seeding	Radiant Robotics	813
3rd Seeding	HTL St. Pölten - <b>AXHT 3085/3</b>	635
4th Seeding	Dead Robot Society	6
1st DE First Course	HTL St. Pölten	604
2nd DE First Course	Los Altos Community Team	399
3rd DE First Course	Dead Robot Society	6
1st DE Second Course	Pui Ching Middle School Macau	665
2nd DE Second Course	Westchester Academy for International Studies	839
3rd DE Second Course	Great Mills High School	250
1st DE Third Course	The Rhoades School	340
2nd DE Third Course	Galileo STEM Academy	700
3rd DE Third Course	Dunbar Intermediate School	588
1st DE Fourth Course	Southeast High School	197
2nd DE Fourth Course	Diamondback STEM	310
3rd DE Fourth Course	Millwood Arts Academy	59
Programming	The Rhoades School	340
Engineering	Los Altos Community Team	328
Subsystem	HTL St. Pölten - <b>AXHT 3085/3</b>	635
Robot Collaboration	Jerome High School	820
Use of Sensors	Great Mills High School	250
Outreach	OKC Police Athletic League	929
Team Spirit	Dunbar Intermediate School	588
Outstanding Overall Design	Pui Ching Middle School Macau	665
Outstanding Middle School	MOSAICS Marvels	834
Outstanding Rookie Team	Sandia Preparatory School	945
Outstanding Documentation	Jefferson Botball	142
Outstanding Documentation	Galileo STEM Academy	700, 752
KISS Award	Diamondback STEM	804
KISS Award	Millwood Arts Academy	59
Spirit of Botball	Diamondback STEM	803
Spirit of Botball	Noble High School	468
Judges' Choice	Los Altos Community Team	399
Overall Judges' Choice	HTL St. Pölten - <b>SKP Skilled Penguins</b>	604

# Conference Awards

GCER Tournament : Conference Awards

Awards	Team Name	Tr Authors
Outstanding Paper Submission	Real-Time Control of Multiple Servo Motors	Rocky Ratia
Outstanding Paper Submission	Real-Time Robot Localization on the Botball Table Using a USB Camera and CNNs	Tobias Madlberger , Leander Klik, Johanna Pucher
Do the Math, Save the World	Applied Machine Learning in Sensor Calibration - A Clustering Technique	Abigail Liu, Aaron Xie, Oliver Jiang
Botgal - YAC Outstanding Gal	Kathleen Xie	
Botguy - YAC Outstanding Guy	Owen Keith	
Outstanding Volunteer	Cheryl Wegscheid	
Outstanding Volunteer	Anthony Mangus	
Outstanding Volunteer	Chris Hopper	
Outstanding Volunteer	Kyle Leonard	
Best GCER T-shirt	Diamondback STEM All	
Best GCER T-shirt	Jerome Schools All	
Best Button	Shaobo Creative Robotics	